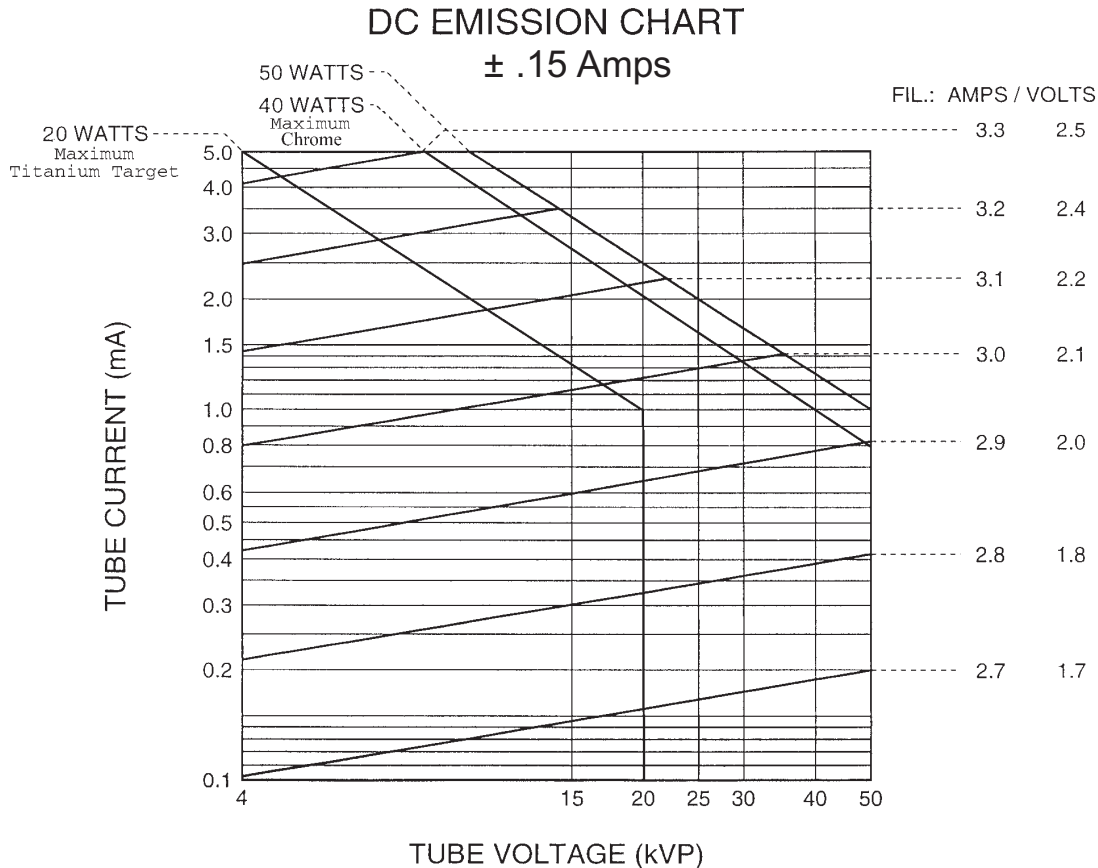


**Specification**

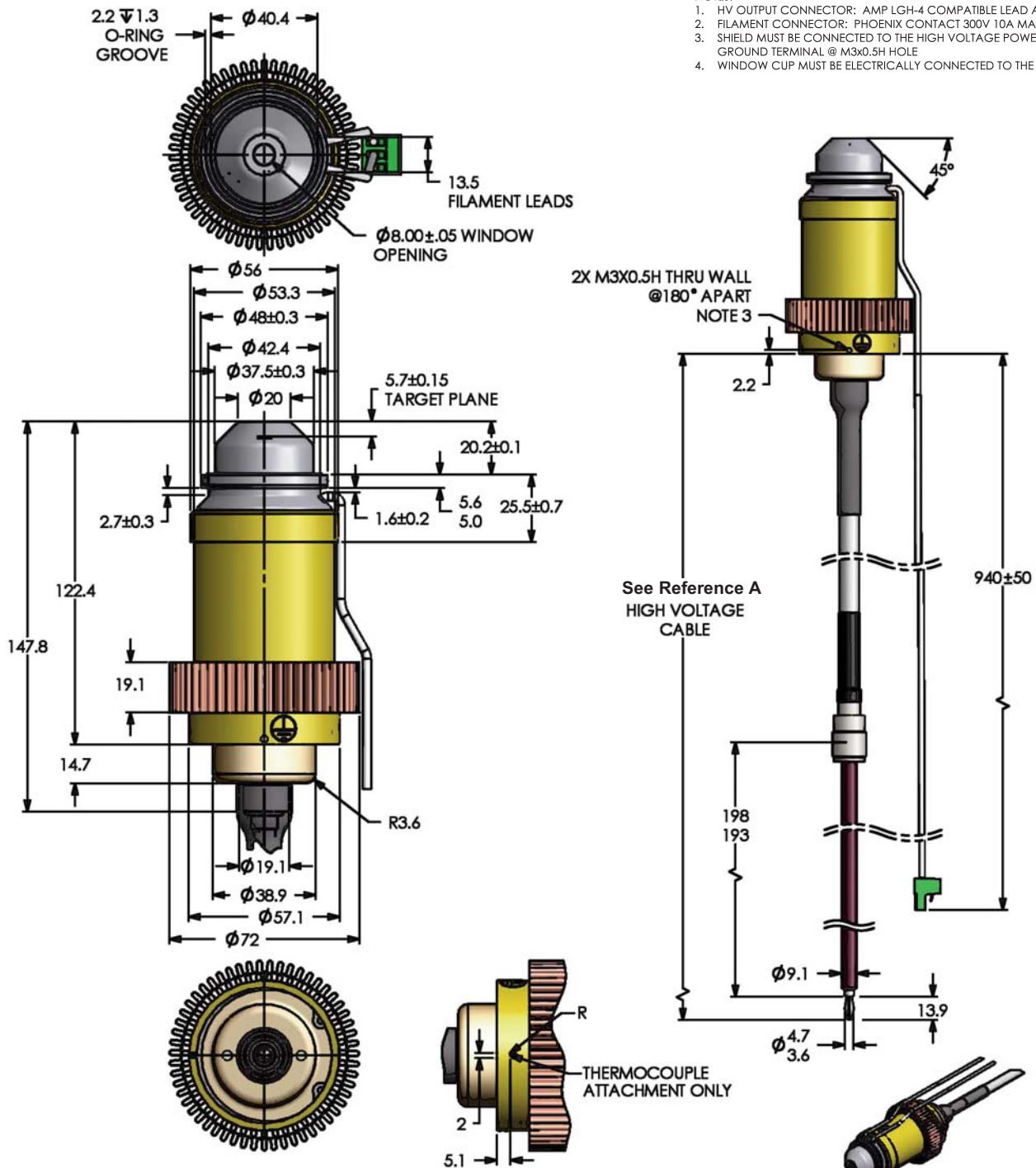
Envelope ..... Ceramic  
 Be Window ..... 75 µm (0.0030") Thick  
 Anode ..... Copper body with the target material attached  
 Standard Target Materials ..... Rhodium, Palladium, Tungsten, Titanium,  
 Moly, Copper, Silver, Chrome  
 Target Angle ..... 90° from the central ray  
 Focal Spot Typical ..... 1.0 mm  
 Maximum Anode Dissipation with 10 cfm forced air cooling ..... 50 Watts  
 Titanium - 20 Watts  
 Chrome - 40 Watts  
 Filament Characteristics ..... 3.3 Amps and 2.5 Volts maximum  
 Maximum Anode Potential ..... 50 kVp Maximum D.C. (Titanium - 20 kV)  
 Maximum Tube Current ..... Refer to Emission and Rating Chart  
 Cooling Method ..... Forced air convection  
 Weight ..... 2.7 lbs (1.23 kg)



**VF-50J/S**

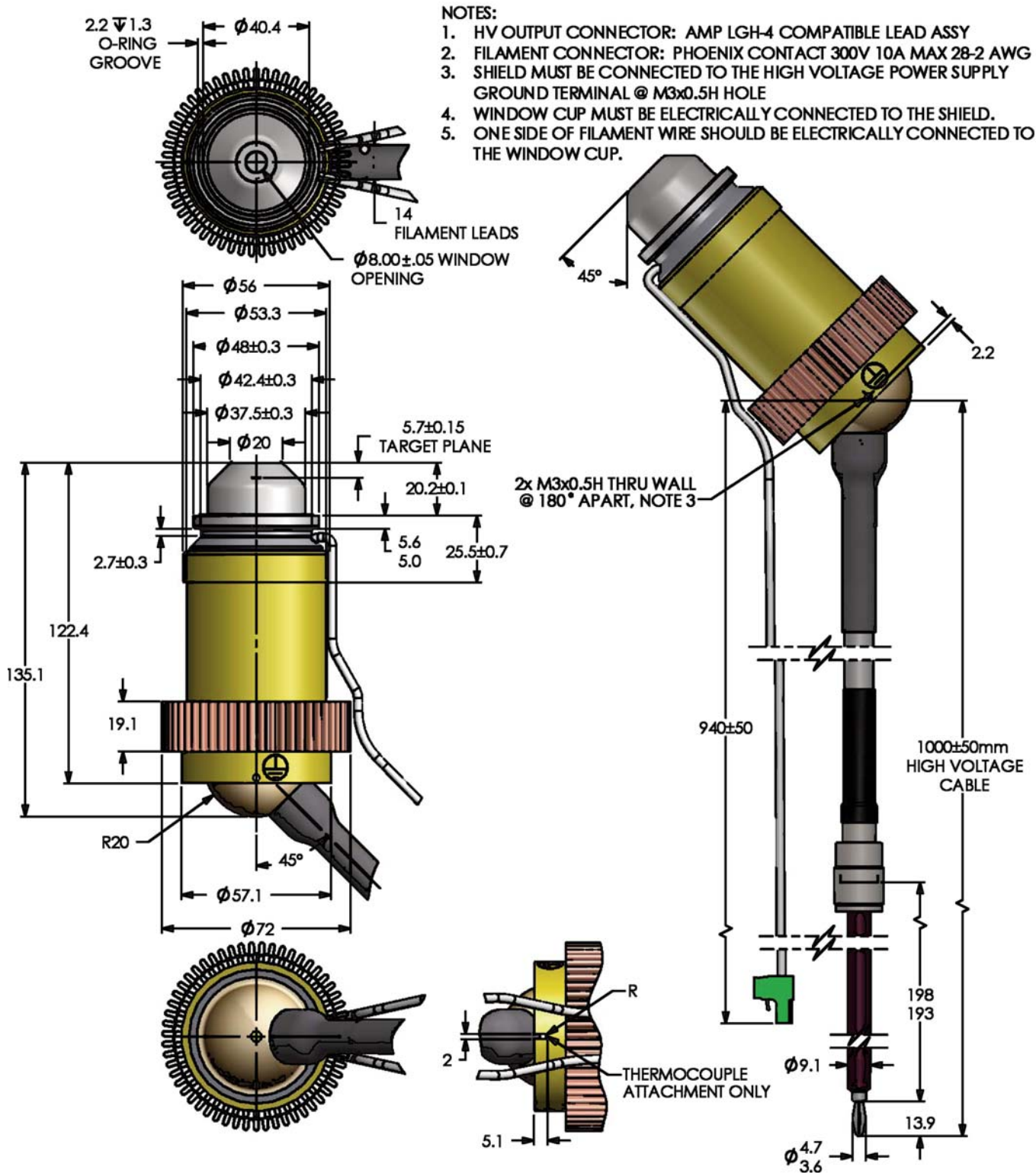
NOTES:

1. HV OUTPUT CONNECTOR: AMP LGH-4 COMPATIBLE LEAD ASSY
2. FILAMENT CONNECTOR: PHOENIX CONTACT 300V 10A MAX 28-2 AWG
3. SHIELD MUST BE CONNECTED TO THE HIGH VOLTAGE POWER SUPPLY GROUND TERMINAL @ M3X0.5H HOLE
4. WINDOW CUP MUST BE ELECTRICALLY CONNECTED TO THE SHIELD.

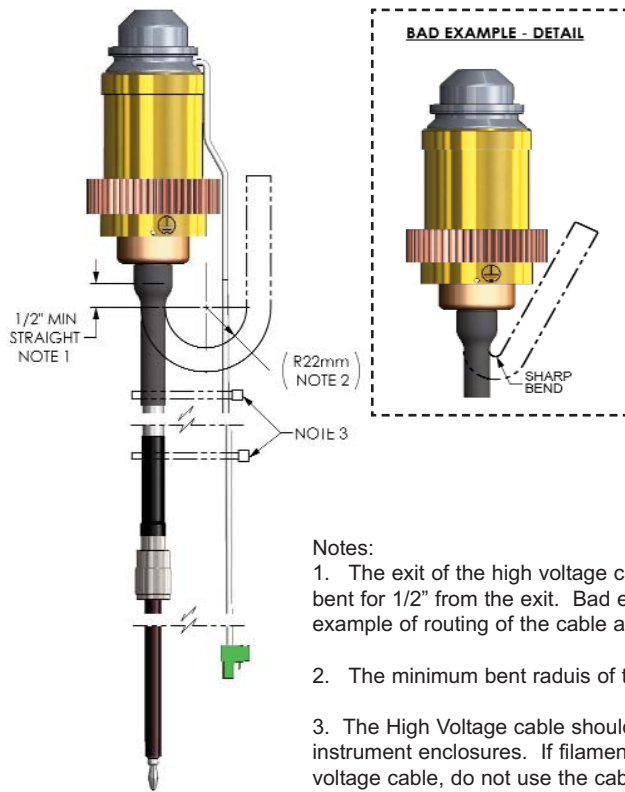


| Reference A  |           |
|--------------|-----------|
| Cable Length | Part #    |
| 1.0 Meter    | P/N 23563 |
| 2.2 Meters   | P/N 291   |

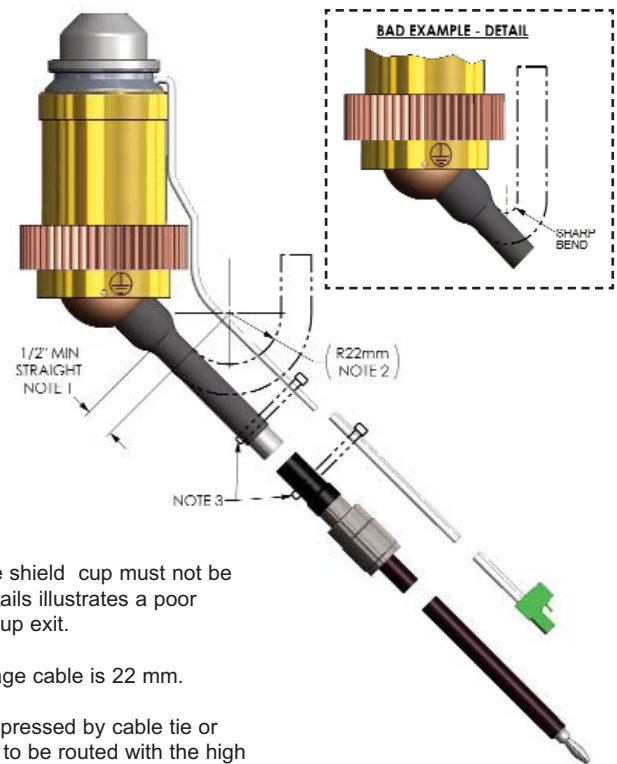
**VF-50J/S 45°**



**Cable Routing Instructions**



**Cable Routing Instructions for 45 Degree**



**Notes:**

1. The exit of the high voltage cable from the shield cup must not be bent for 1/2" from the exit. Bad example - details illustrates a poor example of routing of the cable at the shield cup exit.
2. The minimum bent radius of the high voltage cable is 22 mm.
3. The High Voltage cable should not be compressed by cable tie or instrument enclosures. If filament wires need to be routed with the high voltage cable, do not use the cable tie guns to install cable ties. Finger tightening the cable tie is recommended.

**⚠ WARNING**

Beryllium windows transmit a very high level of long wavelength X-radiation, which can injure human tissue. Injury may occur from even very short exposures to the primary X-ray beam. Follow all precautions necessary to avoid radiation exposure to humans.

The radiation dose rate cannot be accurately measured with conventional radiation measurement instruments. Radiation intensity in each installation will vary, and calibration must include the effects of long wavelength X-radiation.

Fumes from beryllium metal (or its compounds) as well as dust can be hazardous if inhaled. During use, corrosion products may occur on the beryllium window, but these should not be scraped off, machined, or otherwise removed. Tube unit disposal should conform to federal, state, and local regulations governing beryllium.