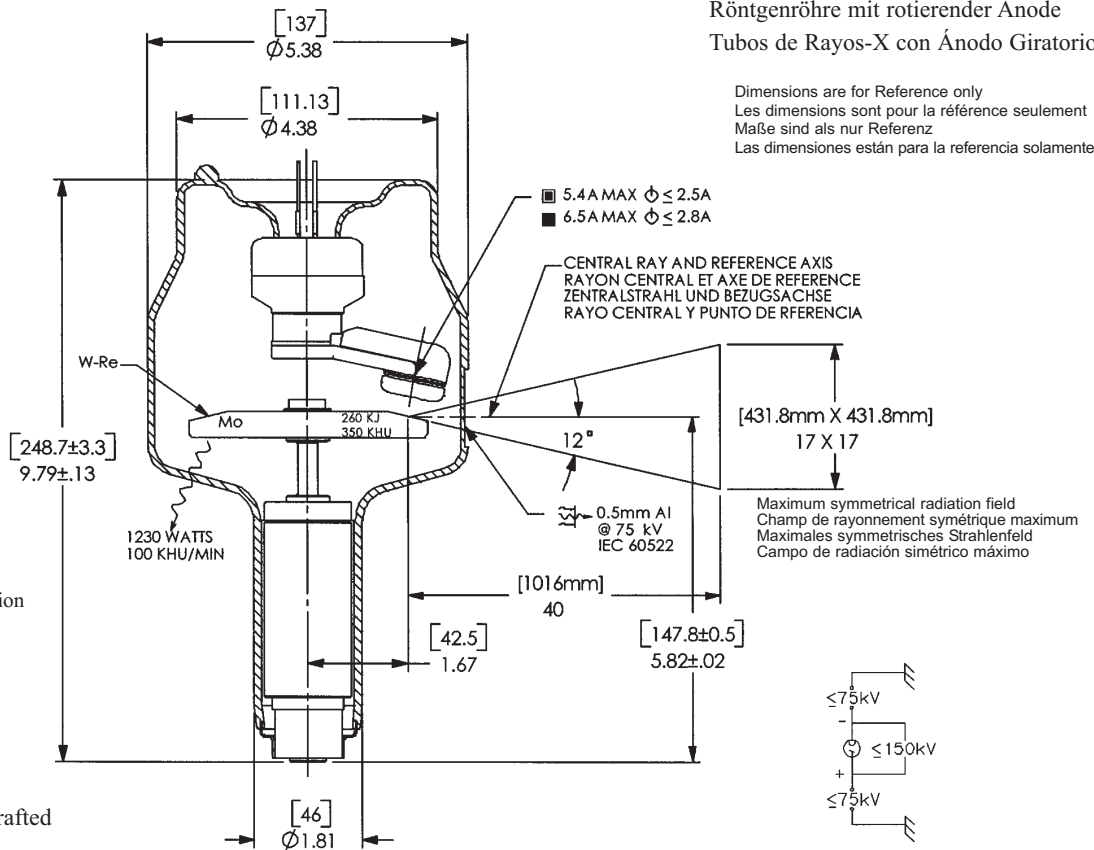


- Large - Black
Grand - Noir
Gross - Schwarz
Largo - Negro
- Small - White
Petit - Blanc
Klein - Weiss
Pequeño - Blanco
- ⏻ Stand - By
Attente
Bereitschaft
En Espera
- ⏏ Frame or Chassis
Masse
Chassis
Soporte o Chasis
- ⊙ X-Ray Tube
Tube Radiogène
Röntgenröhre
Tubo de Rayos X
- ⚡ Radiation Filter or Filtration
Filtre de rayonnement
Filterung
Filtración - Radiación



Tubes Radiogènes à Anode Tournante
 Röntgenröhre mit rotierender Anode
 Tubos de Rayos-X con Ánodo Giratorio

Dimensions are for Reference only
Les dimensions sont pour la référence seulement
Maße sind als nur Referenz
Las dimensiones están para la referencia solamente

Note: Document originally drafted in the English language.

| Product Description | Description du Produit | Produktbeschreibung | Descripcion del Producto |
|--|--|---|--|
| <p>The A-196 is a 4" (102 mm) 150 kV, 260 kJ (350 kHU) maximum anode heat content, rotating anode insert. This insert is specifically designed for heavy duty general radiographic and fluoro/spotfilm procedures. The insert features a 12° rhenium-tungsten molybdenum target and is available with the following nominal focal spot:</p> <p style="text-align: center;">0.6 - 1.0 IEC 60336</p> <p>Nominal Anode Input Power Small - 32 kW IEC 60613 Large - 72 kW IEC 60613 For the equivalent anode input power of 125 Watts</p> | <p>Le tube A-196, à anode tournante de 102 mm, (4 pouces), 150 kV, avec une capacité calorifique maximale de 260 kJ (350 kUC) est à usage spécifique pour la radiographie de grande puissance et pour la radio-fluorographie. L'anode composite en Rhénium - Tungstène Molybdène avec pente d'anode de 12° est disponible avec le combinaison focale suivante:</p> <p style="text-align: center;">0,6 - 1,0 CEI 60336</p> <p>Puissance anodique nominale de l'anode Petit foyer - 32 kW CEI 60613 Grand foyer - 72 kW CEI 60613 Pour la puissance anodique d'équilibre thermique de 125 Watts</p> | <p>Die A-196 ist eine 4" (102 mm) Doppelfokus Drehanoden-Röntgenröhre, mit einer Anoden Wärmespeicherkapazität von 260 kJ (350 kHU) und einer max. Spannungsfestigkeit von 150 kV. Die Röhre wurde für stark frequentierte Aufnahmearbeitsplätze und für den Durchleuchtungs- und Zielgerätebetrieb (1mm FFA) ausgelegt. Der Rhenium, Wolfram, und Molybdän Anodenteller besitzt einen Winkel von 12°. Folgende Brennfleckkombination sind lieferbar:</p> <p style="text-align: center;">0.6 - 1.0 IEC 60336</p> <p>Nominale Anodenbezugsleistung Klein - 32 kW IEC 60613 Gross - 72 kW IEC 60613 Gilt bei einer Äquivalent - Anodenleistung von 125 Watts</p> | <p>El A-196 es un tubo de ánodo giratorio de 102 mm, (4"), 150 kV, 260 kJ (350 kHU) diseñado específicamente para procedimientos generales de alto volumen en radiografía y fluoroscopia. Consta de un objetivo de renio, tungsteno y molibdeno con pendiente de 12 grados. Disponible con las siguiente combinación de marca focal:</p> <p style="text-align: center;">0.6 - 1.0 IEC 60336</p> <p>Potencia nominal de entrada del anodo Foco fine - 32 kW IEC 60613 Foco grueso - 72 kW IEC 60613 Para una potencia equivalente del anodo de 125 Watts</p> |

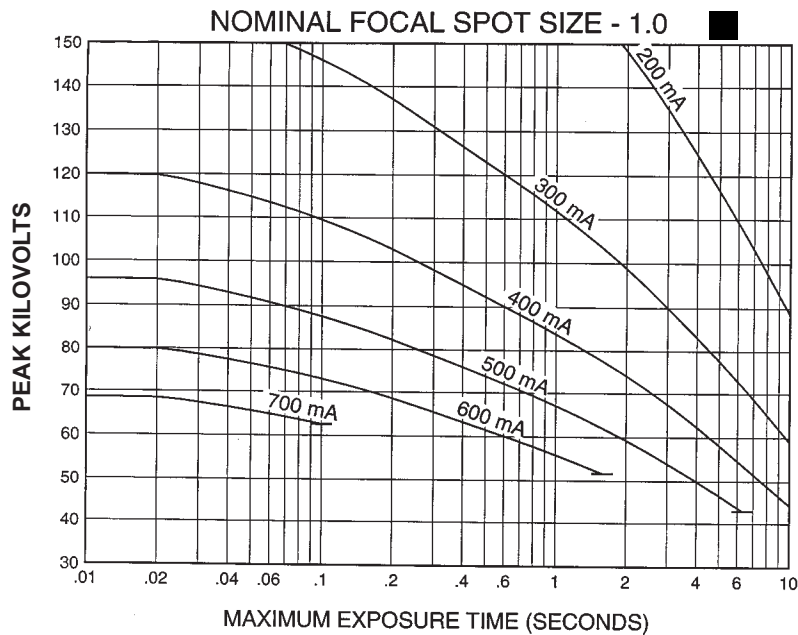
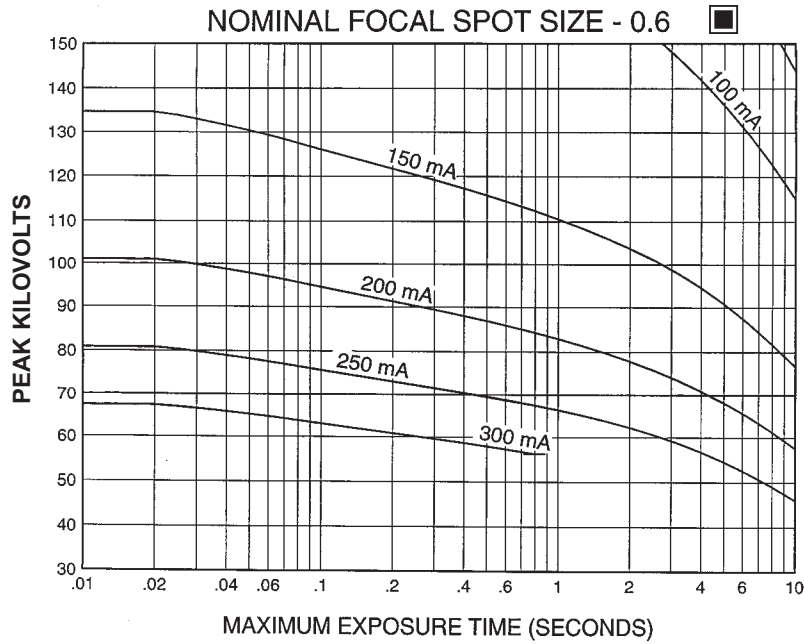
Manufactured by Varian Medical Systems
Fabrique par Varian Medical Systems
Hergestellt von Varian Medical Systems
Fabricado por Varian Medical Systems

Specifications subject to change without notice.
Spécifications susceptibles d'être modifiées sans préavis.
Technische Daten ohne Gewähr.
Especificaciones sujetas a cambio sin previo aviso.

3 Ø Constant Potential

Abaques de Charge pour Pose Unique CEI 60613
Brennfleck - Belastungskurven IEC 60613
Diagramas de Exposición Radiográfica IEC 60613

50 Hz



Nominal anode input power for the anode heat content 40%. IEC 60613

Puissance calorifique nominale de l'anode: 40%, CEI 60613

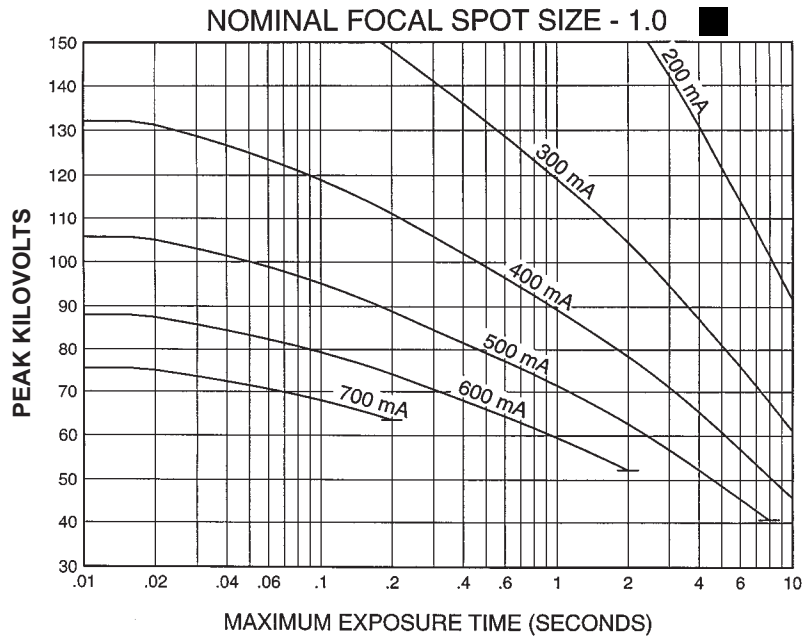
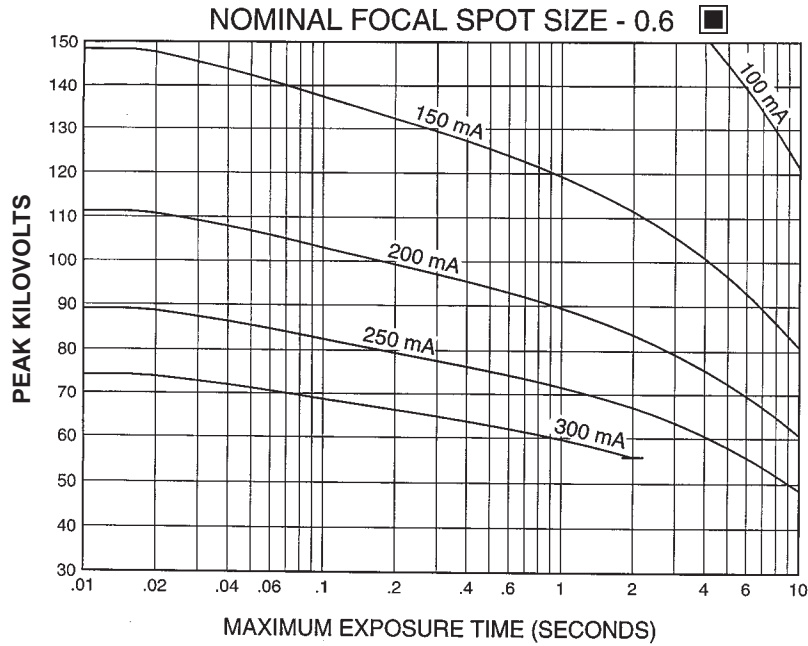
Thermische Anodenbezugsleistung bei einer Wärmespeicherung von 40%. IEC 60613

Aproximadamente el poder de penetracion para obtener un almacenaje de calor del anodo de 40%. IEC 60613

3 Ø Constant Potential

Abaques de Charge pour Pose Unique CEI 60613
Brennfleck - Belastungskurven IEC 60613
Diagramas de Exposición Radiográfica IEC 60613

60 Hz



Nominal anode input power for the anode heat content 40%. IEC 60613

Puissance calorifique nominale de l'anode: 40%, CEI 60613

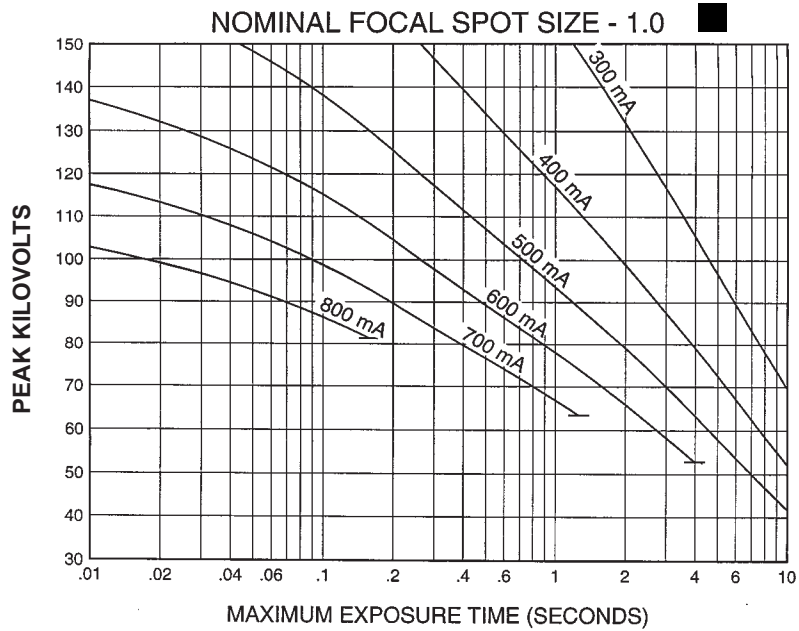
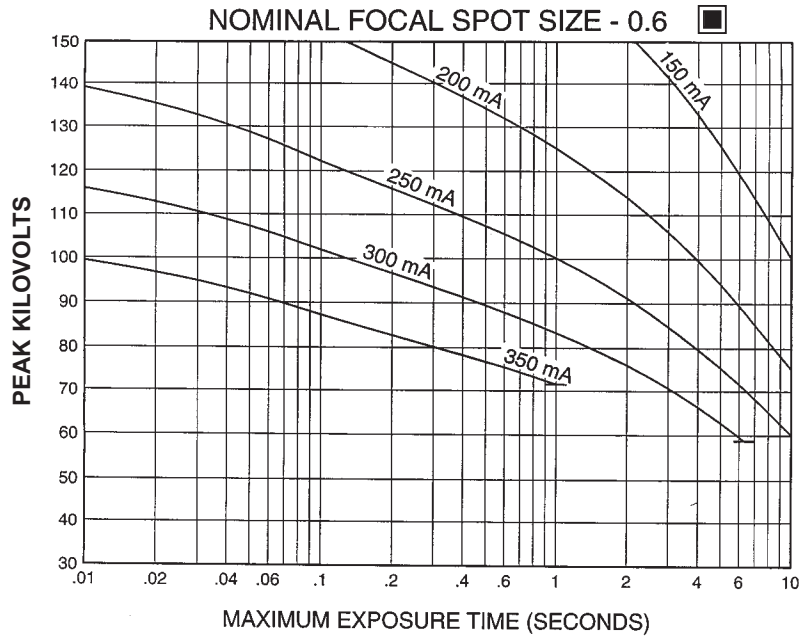
Thermische Anodenbezugsleistung bei einer Wärmespeicherung von 40%. IEC 60613

Aproximadamente el poder de penetracion para obtener un almacenaje de calor del anodo de 40%. IEC 60613

3 Ø Constant Potential

Abaques de Charge pour Pose Unique CEI 60613
Brennfleck - Belastungskurven IEC 60613
Diagramas de Exposición Radiográfica IEC 60613

150 Hz



Nominal anode input power for the anode heat content 40%. IEC 60613

Puissance calorifique nominale de l'anode: 40%, CEI 60613

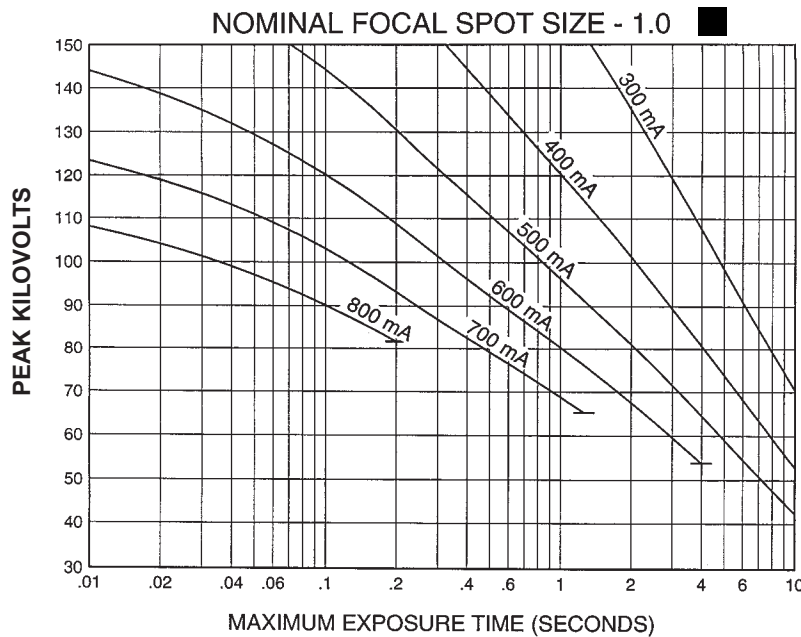
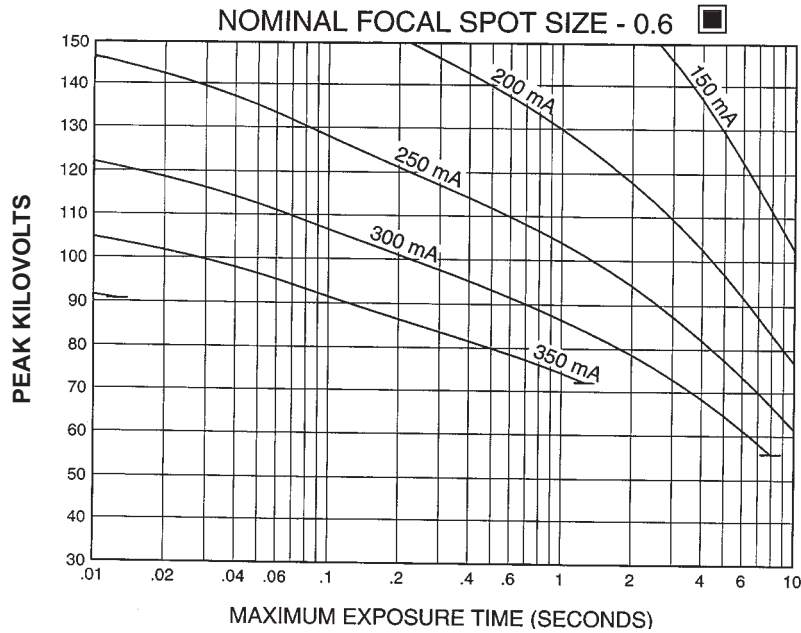
Thermische Anodenbezugsleistung bei einer Wärmespeicherung von 40%. IEC 60613

Aproximadamente el poder de penetración para obtener un almacenaje de calor del anodo de 40%. IEC 60613

3 Ø Constant Potential

Abaques de Charge pour Pose Unique CEI 60613
Brennfleck - Belastungskurven IEC 60613
Diagramas de Exposición Radiográfica IEC 60613

180 Hz



Nominal anode input power for the anode heat content 40%. IEC 60613

Puissance calorifique nominale de l'anode: 40%, CEI 60613

Thermische Anodenbezugsleistung bei einer Wärmespeicherung von 40%. IEC 60613

Aproximadamente el poder de penetración para obtener un almacenaje de calor del ánodo de 40%. IEC 60613

SERIAL LOAD RATINGS

HOW TO USE SERIAL LOAD RATING CHARTS

General: Serial Radiography puts a severe demand on the x-ray tube due to the large number of exposures made in rapid succession. Intervals between exposures are fixed and so short that it is not possible for the anode track to cool to any extent during the exposure series. Therefore, the temperature of the anode track increases from exposure to exposure. The kW values used in the angiographic charts have been determined to prevent damage to the anode. The angiographic rating charts are usable to 100% anode heat storage. Exceeding 100% anode heat storage will cause anode track erosion with high risk of tube destruction.

Definition of Terms

Number of Exposures in Series: The number of exposures made in succession or the number of exposures made during one contrast injection.

Exposure Rate: The number of exposures made per second. For a series of exposures where the exposure rate changes, it must be assumed that all exposures will be made at the maximum rate. For example, if during a series 10 exposures will occur at one per second and 30 exposures at 4 per second, use the kW ratings in the 40 exposure column at 4 per second rate.

Exposure Time: Time in seconds of each exposure.

USING THE CHARTS:

Select Correct Chart:

50/60 or 150/180 Hz
0.6 or 1.0 Focal Spot

Note: 150/180 Hz rotor speed recommended for all angiography.

Determine the number of exposures in Series: With cut film angiography the number of exposures are known, however in Digital Angiography the number of exposures commonly are not known. When determining the number of exposures, assume worst case or past history.

Note: Most angiographic x-ray tubes fail from underestimating the number of exposures made in a series.

Determine kW of each exposure in Series: Referring to chart —find block under “Number of Exposures in Series” that is greater than or equal to expected number of exposures in Series. On left side directly opposite this block under “Exposure Rate per Second” column, select maximum rate per second that will be used for the exposure series. At the intersection of exposure rate and exposure time in seconds, find maximum kW allowed for each exposure.

kW = pkV x mA: The kW of the exposure can be any combination of mA and pkV allowed by the Radiographic and Filament Emission charts.

For Example: 80 pkV and 500 mA = 40 kW

Example: From chart A-196 150/180 Hz 3 Phase 1.0 Focal Spot, determine kW allowed with following known factors.
Maximum number of exposures40
Exposure time .050 second (50 milliseconds)
Maximum Exposure per second4

From chart find 40 exposure block. On left side directly opposite this block under “Exposure Rate per Second” column, select 4 exposures per second. Find .050 seconds at top of chart. At intersection of exposure rate line and exposure time, find 42.8 kW.

0.6 Focal Spot 3Ø 12 Degrees 50/60 Hz
0.6 Brennpunkt 3Ø 12 Grad 50/60 Hz
0.6 Dimension Focale 3Ø 12 Degrés 50/60 Hz
0.6 De Marcas Focales 3Ø 12 Grados 50/60 Hz

Abaques de charges successives CEI 60613
Serienbetrieb-Belastungskurven IEC 60613
Ratio de carga en serie IEC 60613

| EXPOSURE RATE PER SECOND | TUBE LOAD (kW) AS A FUNCTION OF THE EXPOSURE TIME (SEC.) OF THE INDIVIDUAL RADIOGRAPHS OF THE SERIES | | | | | | | | | | | | | | | NUMBER OF EXPOSURES IN SERIES |
|--------------------------|--|-------|-------|-------|-------|-------|-------|-------|-------|-------|-------|-------|-------|-------|-------|-------------------------------|
| | 0.010 | 0.020 | 0.030 | 0.040 | 0.050 | 0.060 | 0.080 | 0.100 | 0.120 | 0.140 | 0.160 | 0.180 | 0.200 | 0.225 | 0.250 | |
| 1 | 17.2 | 17.0 | 16.8 | 16.5 | 16.3 | 16.0 | 15.7 | 15.3 | 15.1 | 14.8 | 14.6 | 14.4 | 14.2 | 13.9 | 13.7 | 10 |
| 2 | 17.1 | 17.0 | 16.7 | 16.4 | 16.2 | 15.9 | 15.5 | 15.2 | 14.9 | 14.6 | 14.4 | 14.1 | 13.9 | 13.7 | 13.4 | |
| 3 | 17.1 | 17.0 | 16.6 | 16.3 | 16.1 | 15.8 | 15.4 | 15.0 | 14.7 | 14.4 | 14.2 | 13.9 | | | | |
| 4 | 17.1 | 16.9 | 16.6 | 16.3 | 16.0 | 15.7 | 15.3 | 14.9 | 14.6 | 14.3 | | | | | | |
| 8 | 17.0 | 16.8 | 16.4 | 16.0 | 15.7 | 15.4 | | | | | | | | | | |
| 15 | 16.9 | 16.5 | 16.0 | 15.6 | | | | | | | | | | | | |
| 30 | 16.6 | 16.1 | | | | | | | | | | | | | | |
| 1 | 17.1 | 16.9 | 16.5 | 16.2 | 15.9 | 15.6 | 15.1 | 14.7 | 14.3 | 13.9 | 13.6 | 13.3 | 13.1 | 12.7 | 12.4 | 20 |
| 2 | 17.0 | 16.8 | 16.4 | 16.1 | 15.8 | 15.5 | 14.9 | 14.5 | 14.1 | 13.7 | 13.4 | 13.1 | 12.8 | 12.5 | 12.1 | |
| 3 | 17.0 | 16.8 | 16.4 | 16.0 | 15.7 | 15.4 | 14.8 | 14.3 | 13.9 | 13.5 | 13.2 | 12.8 | | | | |
| 4 | 17.0 | 16.7 | 16.3 | 15.9 | 15.6 | 15.2 | 14.7 | 14.2 | 13.7 | 13.3 | | | | | | |
| 8 | 16.9 | 16.5 | 16.0 | 15.6 | 15.2 | 14.8 | | | | | | | | | | |
| 15 | 16.7 | 16.2 | 15.6 | 15.1 | | | | | | | | | | | | |
| 30 | 16.4 | 15.7 | | | | | | | | | | | | | | |
| 1 | 16.9 | 16.6 | 16.1 | 15.6 | 15.2 | 14.8 | 14.1 | 13.5 | 13.0 | 12.5 | 12.1 | 11.7 | 11.3 | 10.9 | 10.5 | 40 |
| 2 | 16.9 | 16.5 | 16.0 | 15.5 | 15.1 | 14.7 | 14.0 | 13.3 | 12.8 | 12.3 | 11.9 | 11.5 | 11.1 | 10.7 | 10.3 | |
| 3 | 16.8 | 16.4 | 15.9 | 15.4 | 14.9 | 14.5 | 13.8 | 13.2 | 12.6 | 12.1 | 11.7 | 11.3 | | | | |
| 4 | 16.8 | 16.4 | 15.8 | 15.3 | 14.8 | 14.4 | 13.6 | 13.0 | 12.4 | 11.9 | | | | | | |
| 8 | 16.7 | 16.2 | 15.5 | 14.9 | 14.4 | 13.9 | | | | | | | | | | |
| 15 | 16.5 | 15.8 | 15.0 | 14.4 | | | | | | | | | | | | |
| 30 | 16.1 | 15.2 | | | | | | | | | | | | | | |
| 1 | 16.7 | 16.2 | 15.6 | 15.1 | 14.5 | 14.1 | 13.3 | 12.6 | 11.9 | 11.4 | 10.9 | 10.2 | 9.2 | 8.1 | 7.3 | 60 |
| 2 | 16.7 | 16.2 | 15.5 | 14.9 | 14.4 | 13.9 | 13.1 | 12.4 | 11.7 | 11.2 | 10.7 | 10.2 | 9.2 | 8.1 | 7.3 | |
| 3 | 16.7 | 16.1 | 15.5 | 14.8 | 14.3 | 13.8 | 12.9 | 12.2 | 11.6 | 11.0 | 10.5 | 10.0 | | | | |
| 4 | 16.6 | 16.1 | 15.4 | 14.7 | 14.2 | 13.7 | 12.8 | 12.1 | 11.4 | 10.8 | | | | | | |
| 8 | 16.5 | 15.8 | 15.1 | 14.4 | 13.8 | 13.2 | | | | | | | | | | |
| 15 | 16.3 | 15.4 | 14.6 | 13.8 | | | | | | | | | | | | |
| 30 | 15.9 | 14.8 | | | | | | | | | | | | | | |
| 1 | 16.6 | 16.0 | 15.2 | 14.6 | 14.0 | 13.4 | 12.5 | 11.7 | 11.0 | 9.8 | 8.6 | 7.6 | 6.9 | 6.1 | 5.5 | 80 |
| 2 | 16.5 | 15.9 | 15.1 | 14.5 | 13.8 | 13.3 | 12.4 | 11.6 | 10.9 | 9.8 | 8.6 | 7.6 | 6.9 | 6.1 | 5.5 | |
| 3 | 16.5 | 15.8 | 15.0 | 14.3 | 13.7 | 13.2 | 12.2 | 11.4 | 10.7 | 9.8 | 8.6 | 7.6 | | | | |
| 4 | 16.5 | 15.8 | 15.0 | 14.3 | 13.6 | 13.1 | 12.1 | 11.3 | 10.6 | 9.8 | | | | | | |
| 8 | 16.3 | 15.5 | 14.6 | 13.9 | 13.2 | 12.6 | | | | | | | | | | |
| 15 | 16.1 | 15.1 | 14.1 | 13.3 | | | | | | | | | | | | |
| 30 | 15.7 | 14.4 | | | | | | | | | | | | | | |
| 1 | 16.4 | 15.7 | 14.8 | 14.1 | 13.4 | 12.9 | 11.8 | 11.0 | 9.2 | 7.9 | 6.9 | 6.1 | 5.5 | 4.9 | 4.4 | 100 |
| 2 | 16.4 | 15.6 | 14.7 | 14.0 | 13.3 | 12.7 | 11.7 | 10.8 | 9.2 | 7.9 | 6.9 | 6.1 | 5.5 | 4.9 | 4.4 | |
| 3 | 16.4 | 15.5 | 14.7 | 13.9 | 13.2 | 12.6 | 11.6 | 10.7 | 9.2 | 7.9 | 6.9 | 6.1 | | | | |
| 4 | 16.3 | 15.5 | 14.6 | 13.8 | 13.1 | 12.5 | 11.4 | 10.6 | 9.2 | 7.9 | | | | | | |
| 8 | 16.2 | 15.2 | 14.3 | 13.4 | 12.7 | 12.1 | | | | | | | | | | |
| 15 | 15.9 | 14.8 | 13.8 | 12.9 | | | | | | | | | | | | |
| 30 | 15.5 | 14.1 | | | | | | | | | | | | | | |
| 1 | 16.1 | 15.0 | 14.0 | 13.1 | 12.3 | 11.6 | 9.2 | 7.3 | 6.1 | 5.2 | 4.6 | 4.1 | 3.7 | 3.3 | 2.9 | 150 |
| 2 | 16.0 | 14.9 | 13.9 | 13.0 | 12.2 | 11.5 | 9.2 | 7.3 | 6.1 | 5.2 | 4.6 | 4.1 | 3.7 | 3.3 | 2.9 | |
| 3 | 16.0 | 14.9 | 13.8 | 12.9 | 12.1 | 11.4 | 9.2 | 7.3 | 6.1 | 5.2 | 4.6 | 4.1 | | | | |
| 4 | 15.9 | 14.8 | 13.7 | 12.8 | 12.0 | 11.3 | 9.2 | 7.3 | 6.1 | 5.2 | | | | | | |
| 8 | 15.8 | 14.6 | 13.4 | 12.4 | 11.6 | 10.9 | | | | | | | | | | |
| 15 | 15.6 | 14.2 | 12.9 | 11.9 | | | | | | | | | | | | |
| 30 | 15.1 | 13.5 | | | | | | | | | | | | | | |

Note:
1. (kW) of Exposure Equals mA x kV.
For Example: 70 kV x 300 mA = 21 kW.
2. Exposures less than .010 seconds will have a kW rating same as .010 seconds.

Remarque:
1. (kW) en exposition égale kV x mA.
Par exemple: 70 kV x 300 mA = 21 kW.
2. Les expositions inférieures à 0.010 sec. ont les mêmes valeurs en kW que celles de 0.010 sec.

Anmerkungen:
1. (kW) der Belichtung is gleich mA x kV
Zum Beispiel: 70 kV x 300 mA = 21 kW.
2. Belichtungen von weniger als .010 Sekunden haben die gleichen kW Werte wie die von .010 Sekunden.

Nota:
1. (kW) De exposición se calcula multiplicando mA x kV-por ejemplo: 70 kV x 300 mA = 21 kW.
2. Para exposiciones de menos de .010 segundos, el resultado en (kW) sería lo mismo que el de .010 segundos.

Nominal anode input power for the anode heat content 70%. IEC 60613

Puissance calorifique nominale de l'anode: 70%, CEI 60613

Thermische Anodenbezugsleistung bei einer Wärmespeicherung von 70%. IEC 60613

Aproximadamente el poder de penetracion para obtener un almacenaje de calor del anodo de 70%. IEC 60613

0.6 Focal Spot 3Ø 12 Degrees 150/180 Hz
 0.6 Brennpunkt 3Ø 12 Grad 150/180 Hz
 0.6 Dimension Focale 3Ø 12 Degrés 150/180 Hz
 0.6 De Marcas Focales 3Ø 12 Grados 150/180 Hz

Abaques de charges successives CEI 60613
 Serienbetrieb-Belastungskurven IEC 60613
 Ratio de carga en serie IEC 60613

| EXPOSURE RATE PER SECOND | TUBE LOAD (kW) AS A FUNCTION OF THE EXPOSURE TIME (SEC.) OF THE INDIVIDUAL RADIOGRAPHS OF THE SERIES | | | | | | | | | | | | | | | NUMBER OF EXPOSURES IN SERIES |
|--------------------------|--|-------|-------|-------|-------|-------|-------|-------|-------|-------|-------|-------|-------|-------|-------|-------------------------------|
| | 0.010 | 0.020 | 0.030 | 0.040 | 0.050 | 0.060 | 0.080 | 0.100 | 0.120 | 0.140 | 0.160 | 0.180 | 0.200 | 0.225 | 0.250 | |
| 1 | 29.4 | 28.3 | 27.6 | 26.9 | 26.3 | 25.8 | 24.8 | 24.1 | 23.4 | 22.8 | 22.3 | 21.8 | 21.3 | 20.8 | 20.3 | 10 |
| 2 | 29.3 | 28.2 | 27.4 | 26.7 | 26.1 | 25.5 | 24.5 | 23.7 | 23.0 | 22.4 | 21.8 | 21.3 | 20.8 | 20.2 | 19.7 | |
| 3 | 29.3 | 28.1 | 27.2 | 26.5 | 25.8 | 25.2 | 24.2 | 23.3 | 22.6 | 21.9 | 21.3 | 20.8 | — | — | — | |
| 4 | 29.2 | 28.0 | 27.1 | 26.3 | 25.6 | 25.0 | 23.9 | 23.0 | 22.2 | 21.5 | — | — | — | — | — | |
| 8 | 29.0 | 27.6 | 26.5 | 25.6 | 24.8 | 24.1 | — | — | — | — | — | — | — | — | — | |
| 15 | 28.6 | 26.9 | 25.6 | 24.6 | — | — | — | — | — | — | — | — | — | — | — | |
| 30 | 27.9 | 25.8 | — | — | — | — | — | — | — | — | — | — | — | — | — | |
| 1 | 29.1 | 27.9 | 26.9 | 26.1 | 25.3 | 24.6 | 23.5 | 22.5 | 21.6 | 20.8 | 20.1 | 19.5 | 18.9 | 18.3 | 17.7 | 20 |
| 2 | 29.1 | 27.7 | 26.7 | 25.8 | 25.0 | 24.3 | 23.1 | 22.0 | 21.1 | 20.3 | 19.6 | 19.0 | 18.4 | 17.7 | 17.1 | |
| 3 | 29.0 | 27.6 | 26.5 | 25.6 | 24.8 | 24.0 | 22.7 | 21.6 | 20.7 | 19.9 | 19.2 | 18.5 | — | — | — | |
| 4 | 28.9 | 27.5 | 26.3 | 25.4 | 24.5 | 23.7 | 22.4 | 21.3 | 20.3 | 19.5 | — | — | — | — | — | |
| 8 | 28.6 | 27.0 | 25.6 | 24.5 | 23.6 | 22.7 | — | — | — | — | — | — | — | — | — | |
| 15 | 28.1 | 26.1 | 24.6 | 23.3 | — | — | — | — | — | — | — | — | — | — | — | |
| 30 | 27.3 | 24.7 | — | — | — | — | — | — | — | — | — | — | — | — | — | |
| 1 | 28.7 | 27.0 | 25.7 | 24.6 | 23.6 | 22.7 | 21.2 | 19.9 | 18.8 | 17.8 | 17.0 | 15.3 | 13.8 | 12.2 | 11.0 | 40 |
| 2 | 28.6 | 26.8 | 25.5 | 24.3 | 23.3 | 22.4 | 20.8 | 19.5 | 18.4 | 17.4 | 16.5 | 15.3 | 13.8 | 12.2 | 11.0 | |
| 3 | 28.5 | 26.7 | 25.3 | 24.1 | 23.0 | 22.1 | 20.4 | 19.1 | 18.0 | 17.0 | 16.1 | 15.3 | — | — | — | |
| 4 | 28.4 | 26.5 | 25.1 | 23.8 | 22.7 | 21.8 | 20.1 | 18.8 | 17.6 | 16.6 | — | — | — | — | — | |
| 8 | 28.1 | 26.0 | 24.3 | 23.0 | 21.8 | 20.7 | — | — | — | — | — | — | — | — | — | |
| 15 | 27.5 | 25.1 | 23.2 | 21.6 | — | — | — | — | — | — | — | — | — | — | — | |
| 30 | 26.5 | 23.5 | — | — | — | — | — | — | — | — | — | — | — | — | — | |
| 1 | 28.2 | 26.2 | 24.6 | 23.3 | 22.1 | 21.1 | 19.3 | 17.8 | 15.3 | 13.1 | 11.5 | 10.2 | 9.2 | 8.1 | 7.3 | 60 |
| 2 | 28.1 | 26.0 | 24.4 | 23.0 | 21.8 | 20.8 | 19.0 | 17.5 | 15.3 | 13.1 | 11.5 | 10.2 | 9.2 | 8.1 | 7.3 | |
| 3 | 28.0 | 25.9 | 24.2 | 22.8 | 21.5 | 20.5 | 18.6 | 17.2 | 15.3 | 13.1 | 11.5 | 10.2 | — | — | — | |
| 4 | 27.9 | 25.7 | 24.0 | 22.5 | 21.3 | 20.2 | 18.3 | 16.9 | 15.3 | 13.1 | — | — | — | — | — | |
| 8 | 27.6 | 25.1 | 23.2 | 21.7 | 20.3 | 19.2 | — | — | — | — | — | — | — | — | — | |
| 15 | 27.0 | 24.2 | 22.1 | 20.4 | — | — | — | — | — | — | — | — | — | — | — | |
| 30 | 25.9 | 22.5 | — | — | — | — | — | — | — | — | — | — | — | — | — | |
| 1 | 27.8 | 25.4 | 23.6 | 22.1 | 20.8 | 19.6 | 17.2 | 13.8 | 11.5 | 9.8 | 8.6 | 7.6 | 6.9 | 6.1 | 5.5 | 80 |
| 2 | 27.7 | 25.3 | 23.4 | 21.9 | 20.5 | 19.4 | 17.2 | 13.8 | 11.5 | 9.8 | 8.6 | 7.6 | 6.9 | 6.1 | 5.5 | |
| 3 | 27.6 | 25.1 | 23.2 | 21.6 | 20.3 | 19.1 | 17.1 | 13.8 | 11.5 | 9.8 | 8.6 | 7.6 | — | — | — | |
| 4 | 27.5 | 25.0 | 23.0 | 21.4 | 20.0 | 18.8 | 16.9 | 13.8 | 11.5 | 9.8 | — | — | — | — | — | |
| 8 | 27.1 | 24.4 | 22.3 | 20.6 | 19.1 | 17.9 | — | — | — | — | — | — | — | — | — | |
| 15 | 26.5 | 23.4 | 21.1 | 19.3 | — | — | — | — | — | — | — | — | — | — | — | |
| 30 | 25.4 | 21.8 | — | — | — | — | — | — | — | — | — | — | — | — | — | |
| 1 | 27.3 | 24.7 | 22.7 | 21.0 | 19.6 | 18.3 | 13.8 | 11.0 | 9.2 | 7.9 | 6.9 | 6.1 | 5.5 | 4.9 | 4.4 | 100 |
| 2 | 27.2 | 24.6 | 22.5 | 20.8 | 19.4 | 18.2 | 13.8 | 11.0 | 9.2 | 7.9 | 6.9 | 6.1 | 5.5 | 4.9 | 4.4 | |
| 3 | 27.1 | 24.4 | 22.3 | 20.6 | 19.2 | 17.9 | 13.8 | 11.0 | 9.2 | 7.9 | 6.9 | 6.1 | — | — | — | |
| 4 | 27.0 | 24.3 | 22.1 | 20.4 | 18.9 | 17.7 | 13.8 | 11.0 | 9.2 | 7.9 | — | — | — | — | — | |
| 8 | 26.7 | 23.7 | 21.4 | 19.6 | 18.1 | 16.8 | — | — | — | — | — | — | — | — | — | |
| 15 | 26.0 | 22.7 | 20.3 | 18.4 | — | — | — | — | — | — | — | — | — | — | — | |
| 30 | 24.9 | 21.1 | — | — | — | — | — | — | — | — | — | — | — | — | — | |
| 1 | 26.3 | 23.1 | 20.7 | 18.3 | 14.7 | 12.2 | 9.2 | 7.3 | 6.1 | 5.2 | 4.6 | 4.1 | 3.7 | 3.3 | 2.9 | 150 |
| 2 | 26.2 | 23.0 | 20.5 | 18.3 | 14.7 | 12.2 | 9.2 | 7.3 | 6.1 | 5.2 | 4.6 | 4.1 | 3.7 | 3.3 | 2.9 | |
| 3 | 26.1 | 22.8 | 20.4 | 18.3 | 14.7 | 12.2 | 9.2 | 7.3 | 6.1 | 5.2 | 4.6 | 4.1 | — | — | — | |
| 4 | 26.0 | 22.7 | 20.2 | 18.2 | 14.7 | 12.2 | 9.2 | 7.3 | 6.1 | 5.2 | — | — | — | — | — | |
| 8 | 25.6 | 22.1 | 19.5 | 17.5 | 14.7 | 12.2 | — | — | — | — | — | — | — | — | — | |
| 15 | 25.0 | 21.2 | 18.5 | 16.5 | — | — | — | — | — | — | — | — | — | — | — | |
| 30 | 23.9 | 19.7 | — | — | — | — | — | — | — | — | — | — | — | — | — | |

Note:
 1. (kW) of Exposure Equals mA x kV.
 For Example: 70 kV x 300 mA = 21 kW.
 2. Exposures less than .010 seconds will have a kW rating same as .010 seconds.

Remarque:
 1. (kW) en exposition égale kV x mA.
 Par exemple: 70 kV x 300 mA = 21 kW.
 2. Les expositions inférieures à 0.010 sec. ont les mêmes valeurs en kW que celles de 0.010 sec.

Anmerkungen:
 1. (kW) der Belichtung ist gleich mA x kV.
 Zum Beispiel: 70 kV x 300 mA = 21 kW.
 2. Belichtungen von weniger als .010 Sekunden haben die gleichen kW Werte wie die von .010 Sekunden.

Nota:
 1. (kW) De exposición se calcula multiplicando mA x kV-por ejemplo: 70 kV x 300 mA = 21 kW.
 2. Para exposiciones de menos de .010 segundos, el resultado en (kW) sería lo mismo que el de .010 segundos.

Nominal anode input power for the anode heat content 70%. IEC 60613

Puissance calorifique nominale de l'anode: 70%, CEI 60613

Thermische Anodenbezugsleistung bei einer Wärmespeicherung von 70%. IEC 60613

Aproximadamente el poder de penetracion para obtener un almacenaje de calor del anodo de 70%. IEC 60613

1.0 Focal Spot 3Ø 12 Degrees 50/60 Hz
 1.0 Brennpunkt 3Ø 12 Grad 50/60 Hz
 1.0 Dimension Focale 3Ø 12 Degrés 50/60 Hz
 1.0 De Marcas Focales 3Ø 12 Grados 50/60 Hz

Abaques de charges successives CEI 60613
 Serienbetrieb-Belastungskurven IEC 60613
 Ratio de carga en serie IEC 60613

| EXPOSURE RATE PER SECOND | TUBE LOAD (kW) AS A FUNCTION OF THE EXPOSURE TIME (SEC.) OF THE INDIVIDUAL RADIOGRAPHS OF THE SERIES | | | | | | | | | | | | | | | NUMBER OF EXPOSURES IN SERIES |
|--------------------------|--|-------|-------|-------|-------|-------|-------|-------|-------|-------|-------|-------|-------|-------|-------|-------------------------------|
| | 0.010 | 0.020 | 0.030 | 0.040 | 0.050 | 0.060 | 0.080 | 0.100 | 0.120 | 0.140 | 0.160 | 0.180 | 0.200 | 0.225 | 0.250 | |
| 1 | 40.4 | 39.8 | 38.7 | 37.7 | 36.8 | 36.0 | 34.6 | 33.4 | 32.3 | 31.2 | 30.3 | 29.5 | 28.7 | 27.7 | 26.9 | 10 |
| 2 | 40.3 | 39.6 | 38.4 | 37.3 | 36.4 | 35.5 | 34.0 | 32.6 | 31.5 | 30.4 | 29.4 | 28.5 | 27.7 | 26.7 | 25.8 | |
| 3 | 40.2 | 39.4 | 38.1 | 37.0 | 35.9 | 35.0 | 33.4 | 32.0 | 30.7 | 29.6 | 28.6 | 27.7 | — | — | — | |
| 4 | 40.1 | 39.2 | 37.8 | 36.6 | 35.5 | 34.5 | 32.8 | 31.4 | 30.1 | 28.9 | — | — | — | — | — | |
| 8 | 39.7 | 38.5 | 36.8 | 35.4 | 34.1 | 33.0 | — | — | — | — | — | — | — | — | — | |
| 15 | 39.2 | 37.5 | 35.6 | 33.8 | — | — | — | — | — | — | — | — | — | — | — | |
| 30 | 38.4 | 36.2 | — | — | — | — | — | — | — | — | — | — | — | — | — | |
| 1 | 39.9 | 38.9 | 37.4 | 36.1 | 34.9 | 33.9 | 32.0 | 30.4 | 28.9 | 27.6 | 26.5 | 25.4 | 24.5 | 23.4 | 22.0 | 20 |
| 2 | 39.8 | 38.6 | 37.1 | 35.6 | 34.4 | 33.3 | 31.3 | 29.6 | 28.1 | 26.8 | 25.6 | 24.5 | 23.5 | 22.4 | 21.4 | |
| 3 | 39.6 | 38.4 | 36.7 | 35.2 | 33.9 | 32.7 | 30.6 | 28.9 | 27.4 | 26.0 | 24.8 | 23.7 | — | — | — | |
| 4 | 39.5 | 38.1 | 36.4 | 34.8 | 33.4 | 32.2 | 30.0 | 28.2 | 26.7 | 25.3 | — | — | — | — | — | |
| 8 | 39.0 | 37.2 | 35.2 | 33.4 | 31.8 | 30.4 | — | — | — | — | — | — | — | — | — | |
| 15 | 38.3 | 36.0 | 33.6 | 31.5 | — | — | — | — | — | — | — | — | — | — | — | |
| 30 | 37.2 | 34.1 | — | — | — | — | — | — | — | — | — | — | — | — | — | |
| 1 | 39.0 | 37.2 | 35.1 | 33.3 | 31.7 | 30.3 | 27.9 | 25.8 | 22.9 | 19.6 | 17.2 | 15.3 | 13.8 | 12.2 | 11.0 | 40 |
| 2 | 38.9 | 36.9 | 34.8 | 32.9 | 31.2 | 29.7 | 27.2 | 25.1 | 22.9 | 19.6 | 17.2 | 15.3 | 13.8 | 12.2 | 11.0 | |
| 3 | 38.7 | 36.6 | 34.4 | 32.4 | 30.7 | 29.2 | 26.6 | 24.5 | 22.8 | 19.6 | 17.2 | 15.3 | — | — | — | |
| 4 | 38.5 | 36.4 | 34.0 | 32.0 | 30.2 | 28.7 | 26.1 | 24.0 | 22.2 | 19.6 | — | — | — | — | — | |
| 8 | 38.0 | 35.4 | 32.7 | 30.5 | 28.6 | 27.0 | — | — | — | — | — | — | — | — | — | |
| 15 | 37.2 | 34.0 | 31.0 | 28.5 | — | — | — | — | — | — | — | — | — | — | — | |
| 30 | 35.8 | 31.8 | — | — | — | — | — | — | — | — | — | — | — | — | — | |
| 1 | 38.2 | 35.7 | 33.2 | 31.0 | 29.1 | 27.4 | 22.9 | 18.3 | 15.3 | 13.1 | 11.5 | 10.2 | 9.2 | 8.1 | 7.3 | 60 |
| 2 | 38.0 | 35.4 | 32.8 | 30.5 | 28.6 | 26.9 | 22.9 | 18.3 | 15.3 | 13.1 | 11.5 | 10.2 | 9.2 | 8.1 | 7.3 | |
| 3 | 37.8 | 35.1 | 32.4 | 30.1 | 28.1 | 26.4 | 22.9 | 18.3 | 15.3 | 13.1 | 11.5 | 10.2 | — | — | — | |
| 4 | 37.7 | 34.8 | 32.0 | 29.7 | 27.7 | 26.0 | 22.9 | 18.3 | 15.3 | 13.1 | — | — | — | — | — | |
| 8 | 37.1 | 33.8 | 30.8 | 28.3 | 26.2 | 24.4 | — | — | — | — | — | — | — | — | — | |
| 15 | 36.2 | 32.4 | 29.1 | 26.4 | — | — | — | — | — | — | — | — | — | — | — | |
| 30 | 34.7 | 30.1 | — | — | — | — | — | — | — | — | — | — | — | — | — | |
| 1 | 37.4 | 34.3 | 31.4 | 28.9 | 26.9 | 22.9 | 17.2 | 13.8 | 11.5 | 9.8 | 8.6 | 7.6 | 6.9 | 6.1 | 5.5 | 80 |
| 2 | 37.2 | 34.0 | 31.0 | 28.5 | 26.4 | 22.9 | 17.2 | 13.8 | 11.5 | 9.8 | 8.6 | 7.6 | 6.9 | 6.1 | 5.5 | |
| 3 | 37.0 | 33.7 | 30.7 | 28.1 | 26.0 | 22.9 | 17.2 | 13.8 | 11.5 | 9.8 | 8.6 | 7.6 | — | — | — | |
| 4 | 36.8 | 33.5 | 30.3 | 27.7 | 25.6 | 22.9 | 17.2 | 13.8 | 11.5 | 9.8 | — | — | — | — | — | |
| 8 | 36.2 | 32.5 | 29.1 | 26.4 | 24.2 | 22.4 | — | — | — | — | — | — | — | — | — | |
| 15 | 35.3 | 31.1 | 27.4 | 24.6 | — | — | — | — | — | — | — | — | — | — | — | |
| 30 | 33.8 | 28.7 | — | — | — | — | — | — | — | — | — | — | — | — | — | |
| 1 | 36.6 | 33.0 | 29.8 | 27.1 | 22.0 | 18.3 | 13.8 | 11.0 | 9.2 | 7.9 | 6.9 | 6.1 | 5.5 | 4.9 | 4.4 | 100 |
| 2 | 36.4 | 32.8 | 29.4 | 26.8 | 22.0 | 18.3 | 13.8 | 11.0 | 9.2 | 7.9 | 6.9 | 6.1 | 5.5 | 4.9 | 4.4 | |
| 3 | 36.2 | 32.5 | 29.1 | 26.4 | 22.0 | 18.3 | 13.8 | 11.0 | 9.2 | 7.9 | 6.9 | 6.1 | — | — | — | |
| 4 | 36.1 | 32.2 | 28.8 | 26.1 | 22.0 | 18.3 | 13.8 | 11.0 | 9.2 | 7.9 | — | — | — | — | — | |
| 8 | 35.5 | 31.3 | 27.7 | 24.8 | 22.0 | 18.3 | — | — | — | — | — | — | — | — | — | |
| 15 | 34.5 | 29.9 | 26.1 | 23.1 | — | — | — | — | — | — | — | — | — | — | — | |
| 30 | 33.0 | 27.6 | — | — | — | — | — | — | — | — | — | — | — | — | — | |
| 1 | 34.8 | 30.2 | 24.4 | 18.3 | 14.7 | 12.2 | 9.2 | 7.3 | 6.1 | 5.2 | 4.6 | 4.1 | 3.7 | 3.3 | 2.9 | 150 |
| 2 | 34.6 | 30.0 | 24.4 | 18.3 | 14.7 | 12.2 | 9.2 | 7.3 | 6.1 | 5.2 | 4.6 | 4.1 | 3.7 | 3.3 | 2.9 | |
| 3 | 34.4 | 29.7 | 24.4 | 18.3 | 14.7 | 12.2 | 9.2 | 7.3 | 6.1 | 5.2 | 4.6 | 4.1 | — | — | — | |
| 4 | 34.3 | 29.5 | 24.4 | 18.3 | 14.7 | 12.2 | 9.2 | 7.3 | 6.1 | 5.2 | — | — | — | — | — | |
| 8 | 33.7 | 28.6 | 24.4 | 18.3 | 14.7 | 12.2 | — | — | — | — | — | — | — | — | — | |
| 15 | 32.8 | 27.3 | 23.2 | 18.3 | — | — | — | — | — | — | — | — | — | — | — | |
| 30 | 31.2 | 25.2 | — | — | — | — | — | — | — | — | — | — | — | — | — | |

Note:
 1. (kW) of Exposure Equals mA x kV.
 For Example: 70 kV x 300 mA = 21 kW.
 2. Exposures less than .010 seconds will have a kW rating same as .010 seconds.

Remarque:
 1. (kW) en exposition égale kV x mA.
 Par exemple: 70 kV x 300 mA = 21 kW.
 2. Les expositions inférieures à 0.010 sec. ont les mêmes valeurs en kW que celles de 0.010 sec.

Anmerkungen:
 1. (kW) der Belichtung ist gleich mA x kV.
 Zum Beispiel: 70 kV x 300 mA = 21 kW.
 2. Belichtungen von weniger als .010 Sekunden haben die gleichen kW Werte wie die von .010 Sekunden.

Nota:
 1. (kW) De exposición se calcula multiplicando mA x kV-por ejemplo: 70 kV x 300 mA = 21 kW.
 2. Para exposiciones de menos de .010 segundos, el resultado en (kW) sería lo mismo que el de .010 segundos.

Nominal anode input power for the anode heat content 70%. IEC 60613

Puissance calorifique nominale de l'anode: 70%, CEI 60613

Thermische Anodenbezugsleistung bei einer Wärmespeicherung von 70%. IEC 60613

Aproximadamente el poder de penetracion para obtener un almacenaje de calor del anodo de 70%. IEC 60613

1.0 Focal Spot 3Ø 12 Degrees 150/180 Hz
 1.0 Brennpunkt 3Ø 12 Grad 150/180 Hz
 1.0 Dimension Focale 3Ø 12 Degrés 150/180 Hz
 1.0 De Marcas Focales 3Ø 12 Grados 150/180 Hz

Abaques de charges successives CEI 60613
 Serienbetrieb-Belastungskurven IEC 60613
 Ratio de carga en serie IEC 60613

| EXPOSURE RATE PER SECOND | TUBE LOAD (kW) AS A FUNCTION OF THE EXPOSURE TIME (SEC.) OF THE INDIVIDUAL RADIOGRAPHS OF THE SERIES | | | | | | | | | | | | | | | NUMBER OF EXPOSURES IN SERIES |
|--------------------------|--|-------|-------|-------|-------|-------|-------|-------|-------|-------|-------|-------|-------|-------|-------|-------------------------------|
| | 0.010 | 0.020 | 0.030 | 0.040 | 0.050 | 0.060 | 0.080 | 0.100 | 0.120 | 0.140 | 0.160 | 0.180 | 0.200 | 0.225 | 0.250 | |
| 1 | 68.6 | 64.8 | 61.9 | 59.5 | 57.4 | 55.6 | 52.3 | 49.6 | 47.2 | 45.0 | 43.1 | 41.4 | 39.9 | 38.1 | 36.5 | 10 |
| 2 | 68.3 | 64.2 | 61.1 | 58.6 | 56.3 | 54.3 | 50.9 | 48.0 | 45.5 | 43.3 | 41.3 | 39.6 | 38.0 | 36.2 | 34.6 | |
| 3 | 68.0 | 63.6 | 60.4 | 57.6 | 55.2 | 53.1 | 49.5 | 46.5 | 44.0 | 41.7 | 39.7 | 38.0 | | | | |
| 4 | 67.6 | 63.1 | 59.6 | 56.7 | 54.3 | 52.1 | 48.3 | 45.2 | 42.6 | 40.3 | | | | | | |
| 8 | 66.6 | 61.3 | 57.2 | 53.9 | 51.1 | 48.6 | | | | | | | | | | |
| 15 | 65.1 | 58.9 | 54.2 | 50.4 | | | | | | | | | | | | |
| 30 | 63.1 | 55.6 | | | | | | | | | | | | | | |
| 1 | 67.2 | 62.4 | 58.7 | 55.6 | 52.9 | 50.5 | 46.5 | 43.2 | 40.3 | 37.9 | 34.4 | 30.6 | 27.5 | 24.4 | 22.0 | 20 |
| 2 | 66.8 | 61.7 | 57.8 | 54.5 | 51.7 | 49.2 | 45.1 | 41.6 | 38.8 | 36.3 | 34.2 | 30.6 | 27.5 | 24.4 | 22.0 | |
| 3 | 66.4 | 61.0 | 56.9 | 53.5 | 50.6 | 48.0 | 43.7 | 40.3 | 37.4 | 34.9 | 32.8 | 30.6 | | | | |
| 4 | 66.0 | 60.4 | 56.1 | 52.5 | 49.5 | 46.9 | 42.5 | 39.0 | 36.1 | 33.6 | | | | | | |
| 8 | 64.7 | 58.2 | 53.3 | 49.4 | 46.1 | 43.2 | | | | | | | | | | |
| 15 | 62.9 | 55.3 | 49.7 | 45.4 | | | | | | | | | | | | |
| 30 | 60.0 | 51.0 | | | | | | | | | | | | | | |
| 1 | 64.7 | 58.2 | 53.3 | 49.2 | 45.9 | 43.0 | 34.4 | 27.5 | 22.9 | 19.6 | 17.2 | 15.3 | 13.8 | 12.2 | 11.0 | 40 |
| 2 | 64.3 | 57.5 | 52.4 | 48.2 | 44.8 | 41.9 | 34.4 | 27.5 | 22.9 | 19.6 | 17.2 | 15.3 | 13.8 | 12.2 | 11.0 | |
| 3 | 63.8 | 56.8 | 51.5 | 47.3 | 43.8 | 40.8 | 34.4 | 27.5 | 22.9 | 19.6 | 17.2 | 15.3 | | | | |
| 4 | 63.4 | 56.1 | 50.7 | 46.4 | 42.8 | 39.8 | 34.4 | 27.5 | 22.9 | 19.6 | | | | | | |
| 8 | 61.9 | 53.8 | 47.9 | 43.3 | 39.6 | 36.6 | | | | | | | | | | |
| 15 | 59.8 | 50.7 | 44.3 | 39.4 | | | | | | | | | | | | |
| 30 | 56.3 | 45.9 | | | | | | | | | | | | | | |
| 1 | 62.4 | 54.6 | 48.8 | 44.3 | 36.7 | 30.6 | 22.9 | 18.3 | 15.3 | 13.1 | 11.5 | 10.2 | 9.2 | 8.1 | 7.3 | 60 |
| 2 | 62.0 | 53.9 | 48.0 | 43.4 | 36.7 | 30.6 | 22.9 | 18.3 | 15.3 | 13.1 | 11.5 | 10.2 | 9.2 | 8.1 | 7.3 | |
| 3 | 61.5 | 53.2 | 47.2 | 42.5 | 36.7 | 30.6 | 22.9 | 18.3 | 15.3 | 13.1 | 11.5 | 10.2 | | | | |
| 4 | 61.1 | 52.6 | 46.4 | 41.7 | 36.7 | 30.6 | 22.9 | 18.3 | 15.3 | 13.1 | | | | | | |
| 8 | 59.5 | 50.3 | 43.9 | 39.0 | 35.1 | 30.6 | | | | | | | | | | |
| 15 | 57.3 | 47.2 | 40.4 | 35.4 | | | | | | | | | | | | |
| 30 | 53.6 | 42.5 | | | | | | | | | | | | | | |
| 1 | 60.3 | 51.4 | 45.1 | 34.4 | 27.5 | 22.9 | 17.2 | 13.8 | 11.5 | 9.8 | 8.6 | 7.6 | 6.9 | 6.1 | 5.5 | 80 |
| 2 | 59.8 | 50.7 | 44.3 | 34.4 | 27.5 | 22.9 | 17.2 | 13.8 | 11.5 | 9.8 | 8.6 | 7.6 | 6.9 | 6.1 | 5.5 | |
| 3 | 59.4 | 50.1 | 43.6 | 34.4 | 27.5 | 22.9 | 17.2 | 13.8 | 11.5 | 9.8 | 8.6 | 7.6 | | | | |
| 4 | 58.9 | 49.5 | 42.9 | 34.4 | 27.5 | 22.9 | 17.2 | 13.8 | 11.5 | 9.8 | | | | | | |
| 8 | 57.4 | 47.4 | 40.6 | 34.4 | 27.5 | 22.9 | | | | | | | | | | |
| 15 | 55.2 | 44.4 | 37.4 | 32.4 | | | | | | | | | | | | |
| 30 | 51.5 | 39.8 | | | | | | | | | | | | | | |
| 1 | 58.3 | 48.6 | 36.7 | 27.5 | 22.0 | 18.3 | 13.8 | 11.0 | 9.2 | 7.9 | 6.9 | 6.1 | 5.5 | 4.9 | 4.4 | 100 |
| 2 | 57.8 | 47.9 | 36.7 | 27.5 | 22.0 | 18.3 | 13.8 | 11.0 | 9.2 | 7.9 | 6.9 | 6.1 | 5.5 | 4.9 | 4.4 | |
| 3 | 57.4 | 47.4 | 36.7 | 27.5 | 22.0 | 18.3 | 13.8 | 11.0 | 9.2 | 7.9 | 6.9 | 6.1 | | | | |
| 4 | 57.0 | 46.8 | 36.7 | 27.5 | 22.0 | 18.3 | 13.8 | 11.0 | 9.2 | 7.9 | | | | | | |
| 8 | 55.5 | 44.8 | 36.7 | 27.5 | 22.0 | 18.3 | | | | | | | | | | |
| 15 | 53.3 | 42.0 | 34.8 | 27.5 | | | | | | | | | | | | |
| 30 | 49.6 | 37.6 | | | | | | | | | | | | | | |
| 1 | 53.9 | 36.7 | 24.4 | 18.3 | 14.7 | 12.2 | 9.2 | 7.3 | 6.1 | 5.2 | 4.6 | 4.1 | 3.7 | 3.3 | 2.9 | 150 |
| 2 | 53.5 | 36.7 | 24.4 | 18.3 | 14.7 | 12.2 | 9.2 | 7.3 | 6.1 | 5.2 | 4.6 | 4.1 | 3.7 | 3.3 | 2.9 | |
| 3 | 53.1 | 36.7 | 24.4 | 18.3 | 14.7 | 12.2 | 9.2 | 7.3 | 6.1 | 5.2 | 4.6 | 4.1 | | | | |
| 4 | 52.7 | 36.7 | 24.4 | 18.3 | 14.7 | 12.2 | 9.2 | 7.3 | 6.1 | 5.2 | | | | | | |
| 8 | 51.3 | 36.7 | 24.4 | 18.3 | 14.7 | 12.2 | | | | | | | | | | |
| 15 | 49.2 | 36.7 | 24.4 | 18.3 | | | | | | | | | | | | |
| 30 | 45.7 | 33.3 | | | | | | | | | | | | | | |

Note:
 1. (kW) of Exposure Equals mA x kV.
 For Example: 70 kV x 300 mA = 21 kW.
 2. Exposures less than .010 seconds will have a kW rating same as .010 seconds.

Remarque:
 1. (kW) en exposition égale kV x mA.
 Par exemple: 70 kV x 300 mA = 21 kW.
 2. Les expositions inférieures à 0.010 sec. ont les mêmes valeurs en kW que celles de 0.010 sec.

Anmerkungen:
 1. (kW) der Belichtung ist gleich mA x kV.
 Zum Beispiel: 70 kV x 300 mA = 21 kW.
 2. Belichtungen von weniger als .010 Sekunden haben die gleichen kW Werte wie die von .010 Sekunden.

Nota:
 1. (kW) De exposición se calcula multiplicando mA x kV-por ejemplo: 70 kV x 300 mA = 21 kW.
 2. Para exposiciones de menos de .010 segundos, el resultado en (kW) sería lo mismo que el de .010 segundos.

Nominal anode input power for the anode heat content 70%. IEC 60613

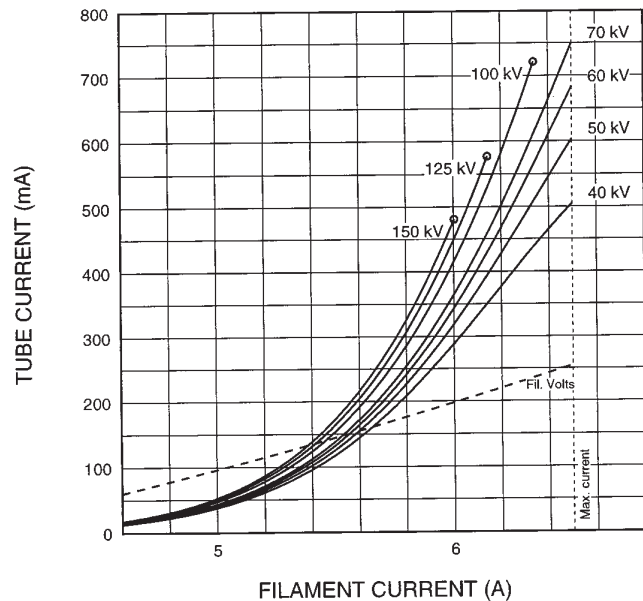
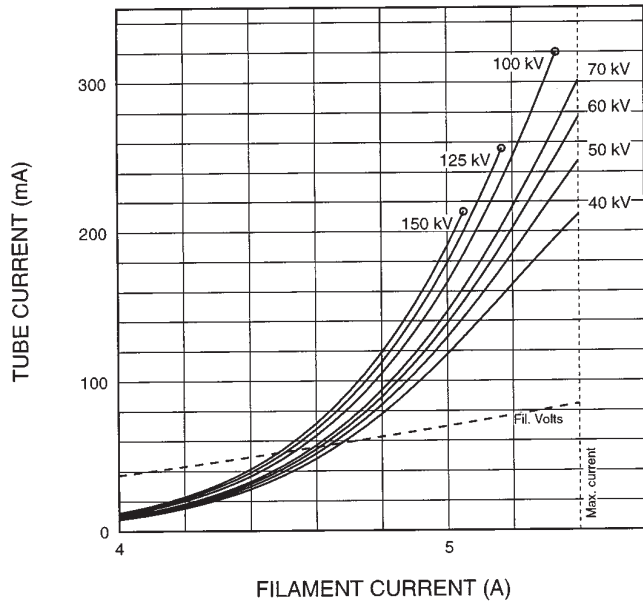
Puissance calorifique nominale de l'anode: 70%, CEI 60613

Thermische Anodenbezugsleistung bei einer Wärmespeicherung von 70%. IEC 60613

Aproximadamente el poder de penetración para obtener un almacenaje de calor del anodo de 70%. IEC 60613

3 Ø FULL WAVE

Abaques d'Émissions des Filaments CEI 60613
Heizfadenemissionsdiagramm IEC 60613
Curvas de Emisión de los Filamentos IEC 60613



Note: When using these emission curves for trial exposures, refer to the power rating curves shown for maximum kV, tube emission, filament current, exposure time, and target speed.

Remarque: Lors de l'utilisation de ces abaques pour des expositions d'essai, référez-vous aux courbes maximales de kV, d'émission du filament, de temps d'exposition et de vitesse de rotation.

Anmerkung: Wenn Sie diese Emissionskurven für Testaufnahmen verwenden, beziehen Sie sich hierbei auf die entsprechenden Nennleistungskurven für max. kV-Werte, Röhrenemission, Heizstrom, und Anodendrehzahl.

Nota: Si utiliza estas curvas de emisión para exposiciones de prueba, refiérase a las curvas de gradación de potencia para el máximo de kV, tubo de emisión, corriente en los filamentos, tiempo de exposición, y a las curvas de velocidad del objetivo.

Abaques d' Échauffement et de Refroidissement de L'Anode
Anoden Aufheiz - und Abkühlkurven
Curvas de Calentamiento y Enfriamiento del Anodo

